

Easy Play-Along Christmas Carols for Saxophone

Versions with and
without note names
embedded in the
note heads

Online streaming audio
files ~ with and
without melody

www.RobertAnthonyPublishing.com

Foreword and Instructions

“A little effort over a long period of time...”

Quick Start Guide:

- 1) Break the binding in so the book will lie flat on the music stand.
- 2) Choose a song to work on. Study the music until the song is memorized.
- 3) Go to www.RobertAnthonyPublishing.com and find the link for the play-along music. It will be immediately below the picture of this book.
- 4) Play along with the version that includes the melody, and then move on to the version that has only the backing music.
- 5) Practicing for short, frequent periods is more effective than practicing for longer, infrequent periods.

In Detail:

Easy Play-Along Christmas Carols was designed to be a useful tool for musicians to improve several skills.

First, you will want to break the binding in so that the book will lay flat on a music stand. I plan on posting a video link on www.RobertAnthonyPublishing.com on how I recommend doing so.

Next, there are two versions of each song. Using the first (version with assistance — note names in the note heads, all fingerings, tablature, etc.) will help you to acquire the skills to read the second, unassisted version. For those who can not yet read the second version, I recommend studying the first, assisted version and switching to the notation-only (second) version prior to having memorized the song. Doing this will surely improve your reading skill.

Moreover, once you can play a song well, playing along with the practice tracks posted below the picture of this book is helpful to developing your ability to play in-time with a metronome. Each backing track has a version with the melody, and without the melody, and the backing tracks are available at several tempos — the slowest may not necessarily be the easiest for you to play along with. If you are struggling, try some of the other tempos.

In the near future, I plan on posting a video about how to develop the ability to play along with a metronome, which — essentially — is what you will be doing by playing along with the backing tracks.

Finally, these instructions are likely to evolve as I continue to use these arrangements with my own students, and as I start to get feedback others studying from this book. Check back at www.RobertAnthonyPublishing.com for updates and / or instructional video links every so often.

Easy Play-Along Christmas Carols for Saxophone

Robert Anthony

Two arrangements of each song!

First Arrangement:
Note names embedded into the note heads.

Second Arrangement:
Normal standard notation.

This book has been designed to improve your
reading and playing skills while practicing
the essential collection of Christmas favorites!

www.RobertAnthonyPublishing.com

©2023 Robert Anthony Publishing

Cover Artwork © Can Stock Photo / leonidtit / Seamartini.

Table of Contents

4	Foreword
6	Angels From the Realms of Glory
10	Angels We Have Heard on High
14	Auld Lang Syne
18	Away in a Manger
22	The Boar's Head Carol
26	Bring a Torch
30	Carol of the Bells
34	Christ Was Born on Christmas Day
38	Coventry Carol
42	Deck the Halls
46	Ding Dong! Merrily on High
50	The First Noel
54	The Friendly Beasts
58	From Heaven Above to Earth I Come
60	Gesú Bambino
64	Go Tell it on the Mountain
68	God Rest Ye Merry Gentlemen
72	Good Christian Men, Rejoice
76	Good King Wenceslas
80	Hallelujah Chorus
84	Hark! The Herald Angels Sing
88	Here We Come A-Wassailing
92	The Holly and the Ivy
96	It Came Upon the Midnight Clear
100	Jesu, Joy of Man's Desire
104	Jingle Bells
112	Jolly Old St. Nicholas
116	Joy to the World
120	Noel! Noel!
122	O Christmas Tree
126	O Come All Ye Faithful
130	O Come, O Come, Emmanuel
134	O Little Town of Bethlehem
138	Ode to Joy
142	Once in Royal David's City
146	Silent Night
150	Toyland
154	The Twelve Days of Christmas
158	Up On the Housetop
162	We Three Kings
166	We Wish You a Merry Christmas
170	What Child is This?
174	While Shepherds Watched Their Flocks

Foreword,

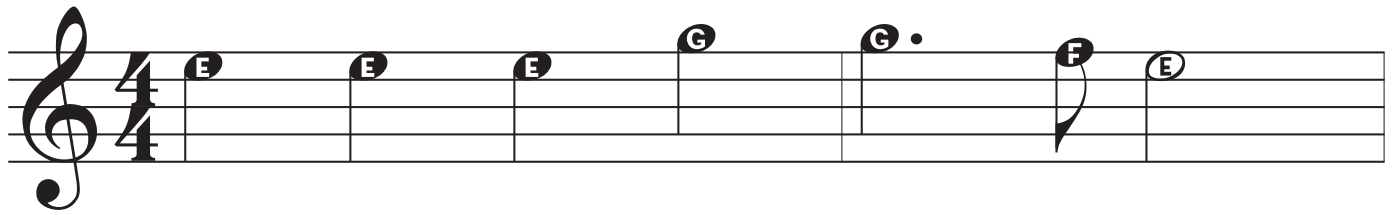
There are two versions of every song presented in this book. The first has the note names embedded in the note head, and the accidentals (sharps and flats) on the staff instead of in a key signature. The second utilizes key signatures, without courtesy accidentals or note names.

The goal of the student is to transition to the second version prior to memorizing the song to enhance reading and aural skills. In short, this book has been designed to improve your musical skill level.

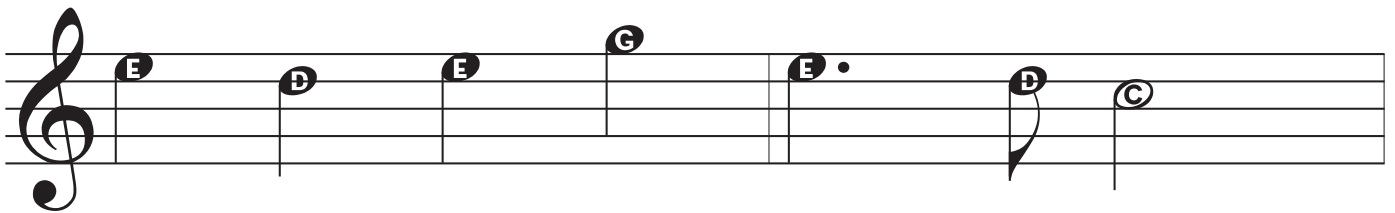
Simple backing tracks are linked below the picture of this book for practice purposes on my website:

www.RobertAnthonyPublishing.com

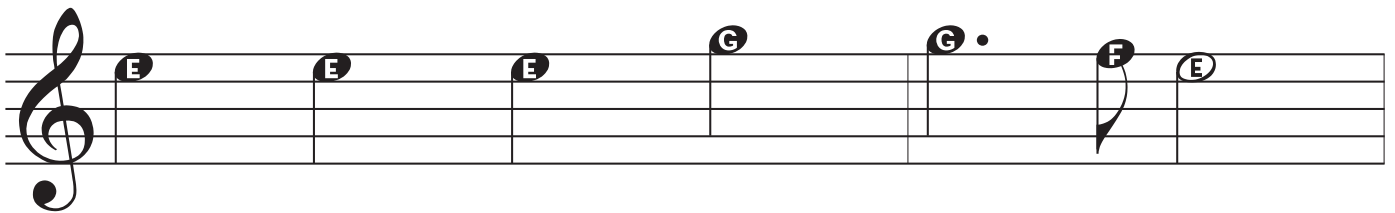
Angels We Have Heard on High




An - gels we have heard on high



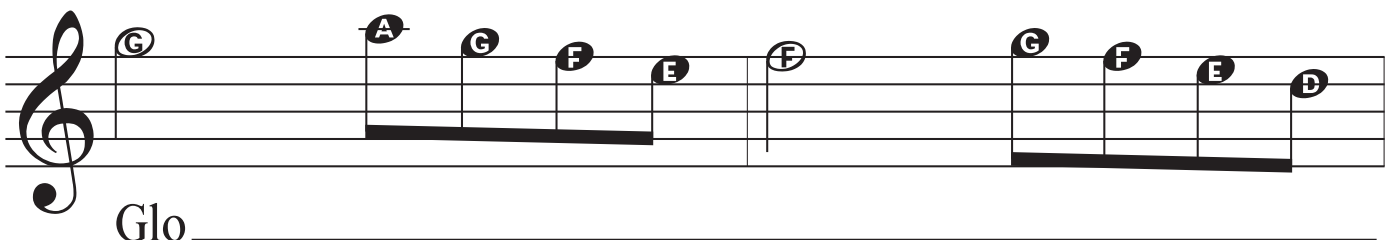
sweet - ly sing - ing o'er the plains




And the moun - tains in re-ply




ech - o - ing their joy - ous strains.




Glo




ri - a




in ex - cel - sis De - o.



Glo



ri - a



in ex - cel - sis De _____ o.