

# Easy Play-Along Christmas Carols for Mandolin

Versions with and  
without tablature

Online streaming audio  
files ~ with and  
without melody

[www.RobertAnthonyPublishing.com](http://www.RobertAnthonyPublishing.com)

# Foreword and Instructions

*“A little effort over a long period of time...”*

## **Quick Start Guide:**

- 1) Break the binding in so the book will lie flat on the music stand.
- 2) Choose a song to work on. Study the music until the song is memorized.
- 3) Go to [www.RobertAnthonyPublishing.com](http://www.RobertAnthonyPublishing.com) and find the link for the play-along music. It will be immediately below the picture of this book.
- 4) Play along with the version that includes the melody, and then move on to the version that has only the backing music.
- 5) Practicing for short, frequent periods is more effective than practicing for longer, infrequent periods.

## **In Detail:**

Easy Play-Along Christmas Carols was designed to be a useful tool for musicians to improve several skills.

First, you will want to break the binding in so that the book will lay flat on a music stand. I plan on posting a video link on [www.RobertAnthonyPublishing.com](http://www.RobertAnthonyPublishing.com) on how I recommend doing so.

Next, there are two versions of each song. Using the first (version with assistance — note names in the note heads, all fingerings, tablature, etc.) will help you to acquire the skills to read the second, unassisted version. For those who can not yet read the second version, I recommend studying the first, assisted version and switching to the notation-only (second) version prior to having memorized the song. Doing this will surely improve your reading skill.

Moreover, once you can play a song well, playing along with the practice tracks posted below the picture of this book is helpful to developing your ability to play in-time with a metronome. Each backing track has a version with the melody, and without the melody, and the backing tracks are available at several tempos — the slowest may not necessarily be the easiest for you to play along with. If you are struggling, try some of the other tempos.

In the near future, I plan on posting a video about how to develop the ability to play along with a metronome, which — essentially — is what you will be doing by playing along with the backing tracks.

Finally, these instructions are likely to evolve as I continue to use these arrangements with my own students, and as I start to get feedback others studying from this book. Check back at [www.RobertAnthonyPublishing.com](http://www.RobertAnthonyPublishing.com) for updates and / or instructional video links every so often.



# Easy Play-Along Christmas Carols for Mandolin

Robert Anthony

Two arrangements of each song!

First Arrangement:  
With tablature

Second Arrangement:  
Standard notation only

This book has been designed to improve your  
reading and playing skills while practicing  
the essential collection of Christmas favorites!

[www.RobertAnthonyPublishing.com](http://www.RobertAnthonyPublishing.com)

©2023 Robert Anthony Publishing  
Cover Artwork © Can Stock Photo / leonidtit / Seamartini.

## Table of Contents

4	Foreword
6	Angels From the Realms of Glory
8	Angels We Have Heard on High
12	Auld Lang Syne
14	Away in a Manger
16	The Boar's Head Carol
18	Bring a Torch
22	Carol of the Bells
24	Christ Was Born on Christmas Day
26	Coventry Carol
28	Deck the Halls
32	Ding Dong! Merrily on High
36	The First Noel
40	The Friendly Beasts
42	From Heaven Above to Earth I Come
44	Gesú Bambino
46	Go Tell it on the Mountain
50	God Rest Ye Merry Gentlemen
54	Good Christian Men, Rejoice
58	Good King Wenceslas
60	Hallelujah Chorus
64	Hark! The Herald Angels Sing
68	Here We Come A-Wassailing
72	The Holly and the Ivy
74	It Came Upon the Midnight Clear
78	Jesu, Joy of Man's Desire
82	Jingle Bells
86	Jolly Old St. Nicholas
88	Joy to the World
90	Noel! Noel!
92	O Christmas Tree
96	O Come All Ye Faithful
100	O Come, O Come, Emmanuel
104	O Little Town of Bethlehem
106	Ode to Joy
108	Once in Royal David's City
110	Silent Night
114	Toyland
118	The Twelve Days of Christmas
122	Up On the Housetop
126	We Three Kings
130	We Wish You a Merry Christmas
134	What Child is This?
138	While Shepherds Watched Their Flocks

Foreword,

There are two versions of every song presented in this book. The first has includes tablature, while the second has only standard notation. Abridged lyrics are included as a guide through the songs.

The goal of the student is to transition to the second version prior to memorizing the song to enhance reading and aural skills. In short, this book has been designed to improve your musical skill level.

Simple backing tracks are linked below the picture of this book for practice purposes on my website:

[www.RobertAnthonyPublishing.com](http://www.RobertAnthonyPublishing.com)

# Major Scales in First Position

**C**

T  
A  
B

5 0 2 3 5 0 2 3

**G**

0 2 4 5 0 2 4 5 0 2 3 5 0 2 3

**F**

3 5 0 1 3 5 0 1

**D**

0 2 4 5 0 2 4 5

# Deck the Halls

Deck the halls with boughs of hol - ly fa la la la la la

T  
A  
B

5 3 2 0 | 5 0 2 5 | 0 2 3 0 2 0

la la la. 'Tis the sea - son to be jol - ly


5 4 5 | 5 3 2 0 | 5 0 2 5

fa la la la la la la la la. Don we now our

0 2 3 0 2 0 | 5 4 5 | 0 2 3 0




# Deck the Halls



Deck the halls with boughs of hol - ly fa la la la la la




la la la. 'Tis the sea - son to be jol - ly




fa la la la la la la la la. Don we now our



gay ap - par - el fa la la la la la la la la



Troll the an - cient yule - tide car - rol fa la la la la la



la la la Fa la la la la la la la la.